



We would love to see what learning you've been doing at home! Please send photos in using the **Evidence Me app**. We also have a Nursery twitter page (@NurseryUmps) where you can share your learning with us and the rest of the school.

### Daily Phonics tasks

#### Phonics: Speed sounds set 1

Revise the pictures for sounds: m, a, s, d, t, l, n, p, g, o, c, k, u, b, f, e, l, h, r, j, , v, y, w, z, x,

- Help your child to recognise each picture for each sound.

Please see attached sheet.

Then learn the grapheme (letter sound) for the following: **m,a,s,t,d,i,n,p,g,o,c**

#### Oral blending

Collect some objects from around the house e.g. cup, mug, lid, fork, chair, pen, book, lamp, spoon.

Split each word up and say the sounds e.g. c-u-p then say cup. M-u-g then say mug. S-p-oo-n then say spoon. Children to repeat after you.

**Challenge:** You point to an object and your child practices splitting the sounds of the word e.g. you point to cup, your child says the sounds c-u-p cup.

#### Initial sounds

Play 'I spy' in your house. Say "I spy something beginning with b". Can your child guess it's a...(book).

**Repeat with other initial sounds.** 't' = tv 'p' = plate 'c' = car 'a' = apple

### Weekly Maths Tasks

#### Number Activities:

##### Counting

Practise counting up to and back from 10:

0, 1, 2, 3, 4, 5, 6, 7, 8, 9, 10

10, 9, 8, 7, 6, 5, 4, 3, 2, 1, 0

Count on from different numbers i.e

2, 3, 4, 5, 6, 7, 8, 9, 10

7, 8, 9, 10

4, 5, 6, 7, 8, 9, 10

**Challenge:** can you find different ways of showing numbers on fingers?

E.g. Can you show two fingers on one hand and then using two hands?

Can you show three fingers on one hand and then using two hands?



#### Revise recognising numbers 0 – 5.

Practice forming these numbers using different media e.g. pencil, felt tip, sand, foam, chalk.



### Weekly Reading and Writing Tasks

#### Reading:

Parents to share a book with children daily. Visit Oxford Owl for free eBooks. You can create a [free account](#).

Complete the linked Play activities for each book.

#### Share a story with your story: The Gingerbread man

If you have the book, share the book with your child. If not, you can access the book on YouTube.

After you have read the story a few times ask questions about the story as you read with your child:

What did the old lady make to eat?

How did she make the gingerbread man?

Why did the gingerbread man jump out of the oven??

What happened at the beginning of the story...

middle...end?

Can you join in with the story?

What do you like about the story? Why?

#### Writing:

##### Letters

Revise forming letters: m,a,s,

Then practice forming the letters: t,d, i, n,

Use different media e.g. pencil, felt tip, sand, foam, chalk on the ground.

#### Name:

Write your child's name on a big piece of paper and encourage them to trace over the lines.

**Challenge:** Encourage them to look at the shape of each letter. Can your child copy the letters underneath?

## Topic based Activities

### Drawing pictures and labelling them

I can draw simple pictures

I am begin to form letters


I can hold a pencil between thumb and two fingers

Model drawing a simple picture using pencil, feltip, paint or chalk and write the word underneath. Encourage your child to copy what you've drawn. Encourage them to know the difference between the drawing and the word. Support them and get them to practice holding a pencil between thumb and two fingers and drawing marks with good control. The more they practice the better the control will be.

Some examples of simple pictures...

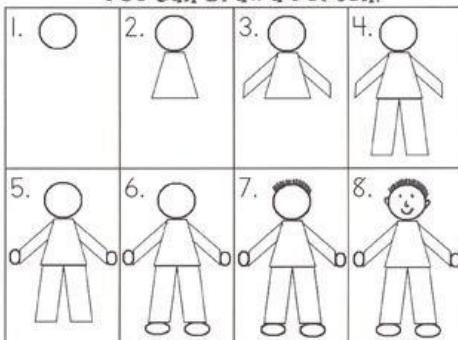


house

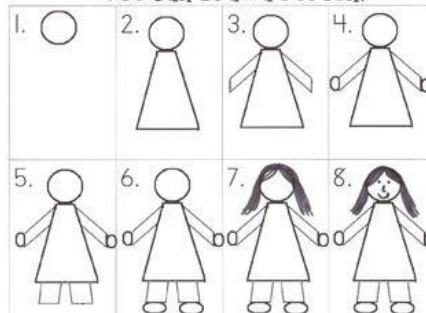


Cat

#### You Can Draw a Person!



#### You Can Draw a Person!



1



#### How to Draw a Face



2



3



4



5



1



#### How to Draw a Face



2



3



4




5




Our topic is all about toys. Ask your child what their favourite toy is and then they can draw a picture of it on the sheet attached or on some paper at home.


Speed Sound Pictures Set 1



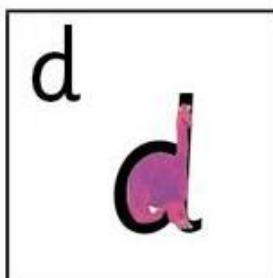
\_mmm-mountain




a-a-apple




ssssss-snake



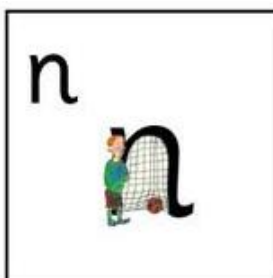
d-d-dinosaur



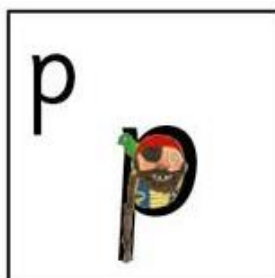
t-t-tower




i-i-insect




nnnn-net




p-p-pirate




g-g-girl




o-o-orange




c-c-caterpillar




k-k-kangaroo



u-u-umbrella



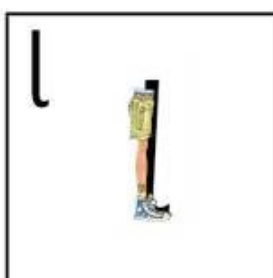
b-b-boot




ffffff-flower



e-e-egg




llllll-leg



h-h-horse



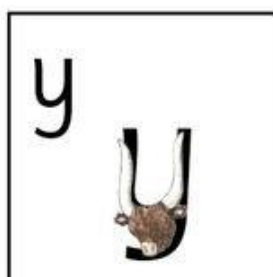
rrrrrr-robot




j-j-jack in a box



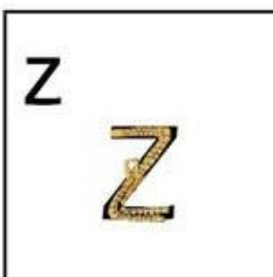
vvvvv-vulture




y-y-yak



w-w-worm

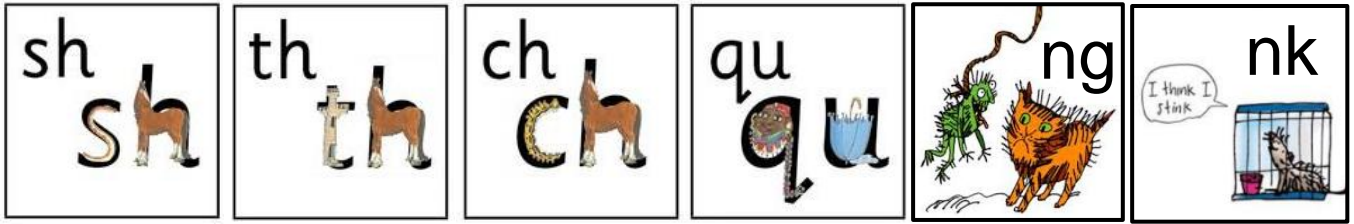


zzzz-zip



exercise

Speed Sound Pictures Set 1 Digraphs



Sounds m, s, n, f, l, r, v and z are all stretched sounds, e.g. 'mmmmm' and 'ssssss'.

All other sounds are bouncy sounds, e.g. 'a-a-a' and 'd-d-d'.

For the digraphs (two letters, one sound), please see the stories and short sentences in the Daily Phonics Tasks section on Page 1.